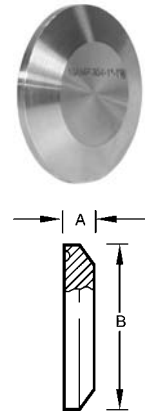


Clamp End Caps

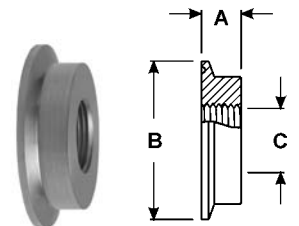
Solid End Caps - 16AMP

Tube OD	Dimensions		304	316L
	A	B	Part Number	Part Number
1/2" - 3/4"	.187	.992	16AMP-G50-75	16AMP-R50-75
1" - 1 1/2"	.250	1.984	16AMP-G100-150	16AMP-R100-150
2"	.250	2.516	16AMP-G200	16AMP-R200
2 1/2"	.250	3.047	16AMP-G250	16AMP-R250
3"	.250	3.579	16AMP-G300	16AMP-R300
4"	.312	4.682	16AMP-G400	16AMP-R400
6"	.437	6.570	16AMP-G600	16AMP-R600
8"	.437	8.570	16AMP-G800	16AMP-R800
10"	.437	10.570	16AMP-G1000	16AMP-R1000
12"	.437	12.570	16AMP-G1200	16AMP-R1200





Thermometer Caps - B23BMP

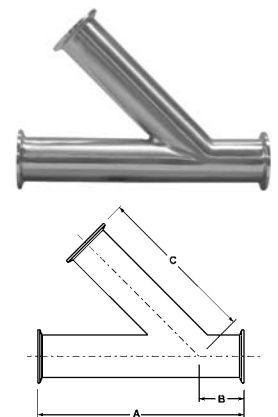
Tube OD	Dimensions			304	316L
	A	B	C	Part Number	Part Number
1/2"	.500	.993	1/4 NPT	---	B23BMP-R5014
3/4"	.500	.993	1/4 NPT	---	B23BMP-R7514
1"	.625	1.984	1/2 NPT	B23BMP-G100	B23BMP-R100
1 1/2"	.625	1.984	3/4 NPT	B23BMP-G150	B23BMP-R150
2"	.625	2.516	3/4 NPT	B23BMP-G200	B23BMP-R200
2 1/2"	.625	3.047	3/4 NPT	B23BMP-G250	B23BMP-R250
3"	.625	3.579	3/4 NPT	B23BMP-G300	B23BMP-R300
4"	.625	4.682	3/4 NPT	B23BMP-G400	B23BMP-R400



Miscellaneous Clamp Configurations

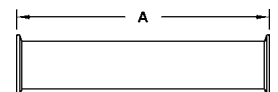
Clamp Laterals - B28AMP

Tube OD	Dimensions			316L
	A	B	C	Part Number
1"	7.000	1.500	5.500	B28AMP-R100 
1 1/2"	8.375	1.688	6.688	B28AMP-R150
2"	9.750	2.125	7.625	B28AMP-R200
2 1/2"	11.000	2.000	9.000	B28AMP-R250 
3"	11.750	2.375	9.375	B28AMP-R300
4"	14.062	2.640	11.312	B28AMP-R400



Spool Assembly

Tube OD	Minimum Length	304 Part Number	316L Part Number
1/2"	2.25	SPOOL*-G050	SPOOL*-R050
3/4"	2.25	SPOOL*-G075	SPOOL*-R075
1"	2.25	SPOOL*-G100	SPOOL*-R100
1 1/2"	2.25	SPOOL*-G150	SPOOL*-R150
2"	2.25	SPOOL*-G200	SPOOL*-R200
2 1/2"	2.25	SPOOL*-G250	SPOOL*-R250
3"	2.25	SPOOL*-G300	SPOOL*-R300
4"	2.25	SPOOL*-G400	SPOOL*-R400
6"	3.00	SPOOL*-G600	SPOOL*-R600



* overall length