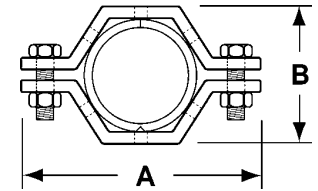


Tube Hangers

Hex with ABS Sleeves - *B24PS*

Tube OD	Dimensions		Part Number
	A	B	
1/2"	2.800	1.150	B24PS-G50
3/4"	2.800	1.150	B24PS-G75
1"	3.425	1.450	B24PS-G100
1 1/2"	4.000	2.125	B24PS-G150
2"	4.500	2.500	B24PS-G200
2 1/2"	4.750	3.125	B24PS-G250
3"	5.500	3.750	B24PS-G300
4"	6.750	4.750	B24PS-G400
5"	8.063	5.625	B24PS-G500 NEW
6"	9.250	6.625	B24PS-G600
8"	11.500	8.625	B24PS-G800
10"	14.500	10.500	B24PS-G1000 NEW
12"	16.625	13.000	B24PS-G1200 NEW

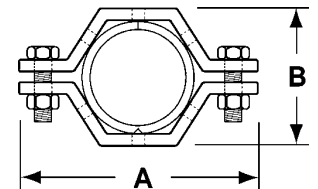


- ABS sleeve maximum temperature: **230°F**

Hex with High Temperature Sleeves - *B24HS*



Tube OD	Dimensions		Part Number
	A	B	
1/2"	2.375	1.062	B24HS-G50
3/4"	2.625	1.188	B24HS-G75
1"	2.688	1.563	B24HS-G100
1 1/2"	3.625	2.125	B24HS-G150
2"	4.625	2.625	B24HS-G200
2 1/2"	4.813	3.125	B24HS-G250
3"	5.375	3.625	B24HS-G300
4"	6.625	4.625	B24HS-G400
6"	9.000	6.625	B24HS-G600



- High temperature sleeve maximum temperature: **325°F**

M

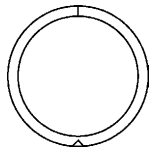
Tube Hangers

Sleeves - 13PS

NEW



ABS sleeve



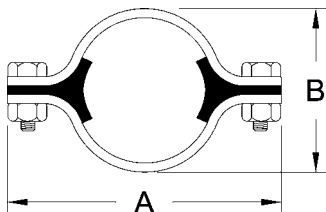
Size	ABS Part Number	High Temperature Part Number
1/2"	13PS-50	13HS-50
3/4"	13PS-75	13HS-75
1"	13PS-100	13HS-100
1 1/2"	13PS-150	13HS-150
2"	13PS-200	13HS-200
2 1/2"	13PS-250	13HS-250
3"	13PS-300	13HS-300
4"	13PS-400	13HS-400
5"	NEW 13PS-500	—
6"	13PS-600	13HS-600
8"	13PS-800	—
10"	NEW 13PS-1000	—
12"	13PS-1200	—

- ABS maximum temperature: **230°F**
- high temperature maximum temperature: **230°F**

Round with Nitrile Inserts - B24RPH



M

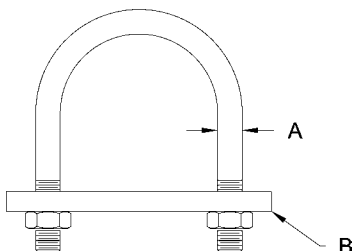


Tube OD	Dimensions		Part Number
	A	B	
1/2"	2.750	1.125	B24RPH-G50
3/4"	2.750	1.125	B24RPH-G75
1"	3.310	1.500	B24RPH-G100
1 1/2"	3.810	2.000	B24RPH-G150
2"	4.250	2.562	B24RPH-G200
2 1/2"	5.000	3.000	B24RPH-G250
3"	5.500	3.562	B24RPH-G300
4"	6.500	4.688	B24RPH-G400

- Nitrile inserts maximum temperature: **230°F**
- All hex and round style hangers can be equipped with the following coupler options:
 - 3/8 NPT
 - all thread: 3/8-16 or 1/2-13

NEW

Stainless Steel U-Bolt Hangers - B24UB



Tube OD	Plate Size	Dimensions Rod Size	Dimensions		Part Number
			A	B	
1/2"	3/16" x 3/4" x 1-7/8"	1/4" x 3-7/8"	.25	.19 x .75 x 1.88	B24UB-G50
3/4"	3/16" x 3/4" x 1-7/8"	1/4" x 3-7/8"	.25	.19 x .75 x 1.88	B24UB-G75
1"	3/16" x 3/4" x 2-1/8"	1/4" x 4-3/8"	.25	.19 x .75 x 2.13	B24UB-G100
1 1/2"	1/4" x 1" x 2-7/8"	5/16"	.31	.25 x 1.00 x 2.88	B24UB-G150
2"	1/4" x 1" x 3-3/8"	5/16"	.31	.25 x 1.00 x 3.38	B24UB-G200
2 1/2"	1/4" x 1" x 3-7/8"	5/16"	.31	.25 x 1.00 x 3.88	B24UB-G250
3"	1/4" x 1" x 1-3/8"	5/16"	.31	.25 x 1.00 x 4.38	B24UB-G300
4"	1/4" x 1" x 5-1/4"	5/16"	.31	.25 x 1.00 x 5.25	B24UB-G400
6"	3/8" x 1-1/2" x 7-1/2"	3/8"	.38	.38 x 1.50 x 7.50	B24UB-G600
8"	3/8" x 1-1/2" x 9-1/2"	3/8"	.38	.38 x 1.50 x 9.50	B24UB-G800
10"	3/8" x 2" x 11-1/2"	3/8"	.38	.38 x 2.00 x 11.50	B24UB-G1000
12"	3/8" x 2" x 13-1/2"	3/8"	.38	.38 x 2.00 x 13.50	B24UB-G1200