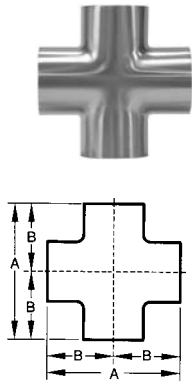


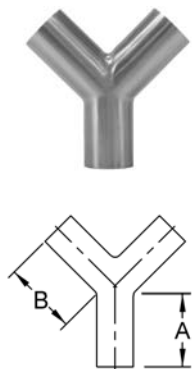
Miscellaneous Butt weld Configurations

Butt weld Crosses, #7 finish - B9WWWW



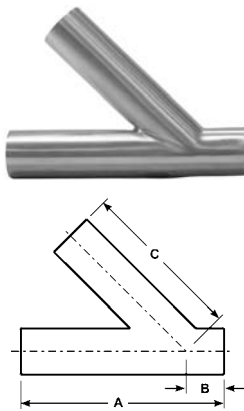
Tube OD	Dimensions		Nominal Wall	304	316L
	A	B		Part Number	Part Number
1"	2.250	1.125	.065	B9WWWW-G100P	B9WWWW-R100P
1½"	3.312	1.656	.065	B9WWWW-G150P	B9WWWW-R150P
2"	4.125	2.062	.065	B9WWWW-G200P	B9WWWW-R200P
2½"	4.687	2.343	.065	B9WWWW-G250P	B9WWWW-R250P
3"	5.187	2.593	.065	B9WWWW-G300P	B9WWWW-R300P
4"	6.875	3.437	.083	B9WWWW-G400P	B9WWWW-R400P

Butt weld True Y, #7 finish - B28W



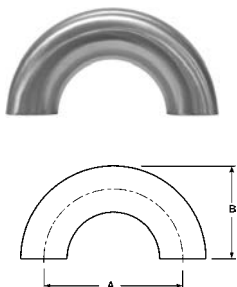
Tube OD	Dimensions		Nominal Wall	316L Part Number
	A	B		
1"	2.000	2.438	.065	B28W-R100P
1½"	2.000	2.438	.065	B28W-R150P
2"	2.625	3.250	.065	B28W-R200P
2½"	3.370	4.125	.065	B28W-R250P
3"	4.000	4.875	.065	B28W-R300P
4"	5.375	5.375	.083	B28W-R400P

Butt weld Laterals, #7 finish - B28WA



Tube OD	Dimensions			Nominal Wall	316L Part Number
	A	B	C		
1"	6.000	1.000	5.000	.065	B28WA-R100P
1½"	7.375	1.188	6.188	.065	B28WA-R150P
2"	8.750	1.625	7.125	.065	B28WA-R200P
2½"	10.000	1.500	8.500	.065	B28WA-R250P
3"	10.750	1.875	8.875	.065	B28WA-R300P
4"	12.812	2.015	10.750	.083	B28WA-R400P
6"	18.000	3.500	14.500	.109	B28WA-R600P

180° Return Bends, #7 finish - B2WUL



Tube OD	Dimensions		316L Part Number
	A	B	
1"	3.000	2.000	B2WUL-R100P
1½"	4.500	3.000	B2WUL-R150P
2"	6.000	4.000	B2WUL-R200P
2½"	7.500	5.000	B2WUL-R250P
3"	9.000	6.000	B2WUL-R300P
4"	12.000	8.000	B2WUL-R400P

• Bends are the standard 1.5 x tube diameter.

• Many parts are also available in 316L, call Dixon Sanitary for information.

H