

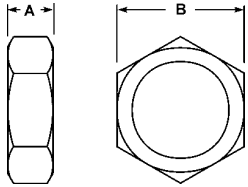
## Bevel Seat Hex Nuts

### Union Hex Nuts - 13H



Tube OD	Dimensions		Part Number
	A	B	
1"	.906	1.812	13H-G100
1½"	.968	2.406	13H-G150
2"	1.062	3.000	13H-G200
2½"	1.187	3.594	13H-G250
3"	1.281	4.188	13H-G300
4"	1.500	5.438	13H-G400

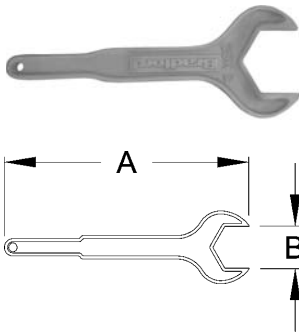
- 400 PSI maximum  
Hex nut is CF8 (304) stainless



E

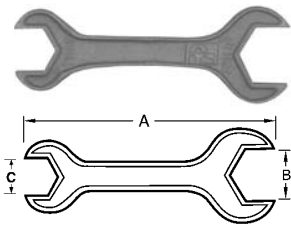
## Bevel Seat Hex Wrenches

### Single Side Aluminum Hex Wrench - 25H



Tube OD	Dimensions		Weight Lbs.	Part Number
	A	B		
1"	10.500	1.812	.640	25H-100
1½"	12.000	2.406	.860	25H-150
2"	14.000	3.000	1.760	25H-200
2½"	16.250	3.594	2.400	25H-250
3"	18.500	4.188	3.040	25H-300
4"	19.500	5.438	3.620	25H-400

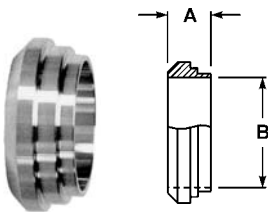
### Two Sided Aluminum Hex Wrench - 25H



Tube OD	Dimensions			Weight Lbs.	Part Number
	A	B	C		
1½" x 1"	12.000	2.406	1.812	1.000	25H-150100
2" x 1½"	14.000	3.000	2.406	1.750	25H-200150
2½" x 2"	16.500	3.594	3.000	2.800	25H-250200
3" x 2"	18.000	4.188	3.000	3.200	25H-300200
3" x 2½"	18.000	4.188	3.594	3.700	25H-300250

## Bevel Seat Ferrules

### 3 Short Plain Bevel Seat Ferrules - 14PRF



Tube OD	Dimensions		304 Part Number	316L Part Number
	A	B		
1"	.718	.870	14PRF-G100	14PRF-R100
1½"	.718	1.370	14PRF-G150	14PRF-R150
2"	.750	1.870	14PRF-G200	14PRF-R200
2½"	.875	2.370	14PRF-G250	14PRF-R250
3"	.906	2.870	14PRF-G300	14PRF-R300
4"	1.031	3.834	14PRF-G400	14PRF-R400