

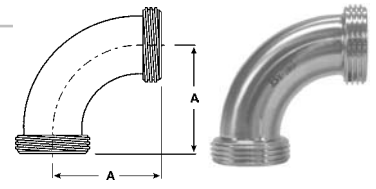


Bevel Seat Elbows



Threaded Bevel Seat x Threaded Bevel Seat 90° Elbows - B2C

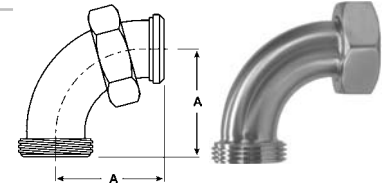
Tube OD	Dimension A	304 Part Number
1"	2.218	B2C-G100 
1½"	2.968	B2C-G150
2"	3.750	B2C-G200
2½"	4.625	B2C-G250
3"	5.406	B2C-G300
4"	7.031	B2C-G400 



E



Threaded Bevel Seat x Plain Bevel Seat with Hex Nut Elbows - B2F

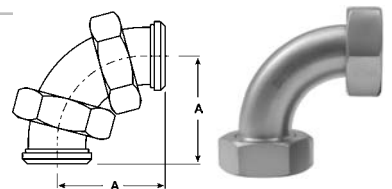
Tube OD	Dimension A	304 Part Number
1"	2.218	B2F-G100 
1½"	2.968	B2F-G150
2"	3.750	B2F-G200
2½"	4.625	B2F-G250
3"	5.406	B2F-G300
4"	7.031	B2F-G400 



* Hex nut is CF8(304) stainless



Plain Bevel Seat x Plain Bevel Seat with Hex Nut 90° Elbows - B2E

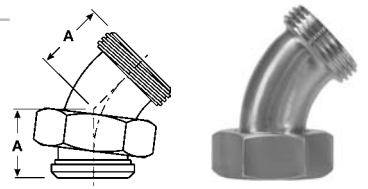
Tube OD	Dimension A	304 Part Number
1"	2.218	B2E-G100 
1½"	2.968	B2E-G150
2"	3.750	B2E-G200
2½"	4.625	B2E-G250
3"	5.406	B2E-G300
4"	7.031	B2E-G400 



* Hex nut is CF8(304) stainless

Threaded Bevel Seat x Plain Bevel Seat with Hex Nut 45° Elbows - B2P

Tube OD	Dimension A	304 Part Number
1"	1.343	B2P-G100 
1½"	1.655	B2P-G150
2"	2.000	B2P-G200
2½"	2.437	B2P-G250
3"	2.781	B2P-G300
4"	3.531	B2P-G400 



* Hex nut is CF8(304) stainless

Other types of 45° elbow with bevel seat fittings are available call Dixon Sanitary for information



B2K

Other types of concentric reducers with bevel seat fittings are available call Dixon Sanitary for information



B3114F