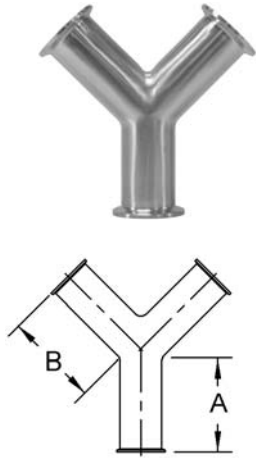



B

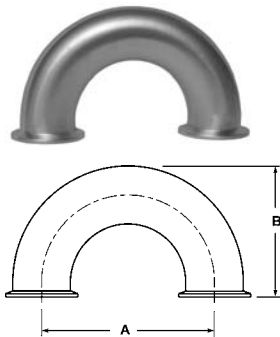
Miscellaneous Clamp Configurations


Clamp True Y - *B28BMP*



Tube OD	Dimensions		316L Part Number
	A	B	
1"	2.500	2.938	 B28BMP-R100
1½"	2.500	2.938	B28BMP-R150
2"	3.125	3.750	B28BMP-R200
2½"	3.870	4.625	B28BMP-R250
3"	4.500	5.375	B28BMP-R300
4"	6.000	6.000	B28BMP-R400

Clamp 180° Return Bends - *B2WUMP*

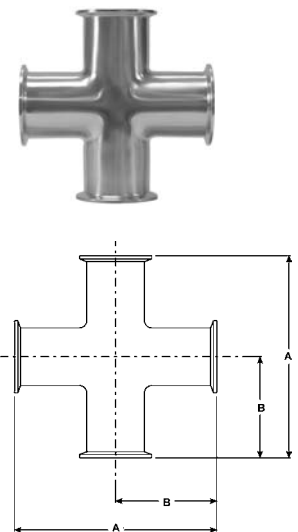


Tube OD	Dimensions		316L Part Number
	A	B	
1"	3.000	2.500	 B2WUMP-R100
1½"	4.500	3.500	B2WUMP-R150
2"	6.000	4.500	B2WUMP-R200
2½"	7.500	5.500	B2WUMP-R250
3"	9.000	6.500	B2WUMP-R300
4"	12.000	8.625	B2WUMP-R400

- bends are the standard 1.5 x tube diameter.

Clamp Crosses

Clamp Cross - *B9MP*



Tube OD	Dimensions		304 Part Number	316L Part Number
	A	B		
1"	4.750	2.375	B9MP-G100	B9MP-R100
1½"	5.500	2.750	B9MP-G150	B9MP-R150
2"	7.000	3.500	B9MP-G200	B9MP-R200
2½"	7.000	3.500	B9MP-G250	B9MP-R250
3"	7.500	3.750	B9MP-G300	B9MP-R300
4"	9.000	4.500	B9MP-G400	B9MP-R400

- Many parts are also available in 316L material, call Dixon Sanitary for more information.
- see pages 137-145 for gasket information